



# CHOICE ENCLOSURES

BY REPLICATIONS UNLIMITED

# STONE SERIES

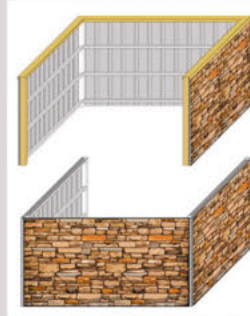


## What is Choice Enclosures?

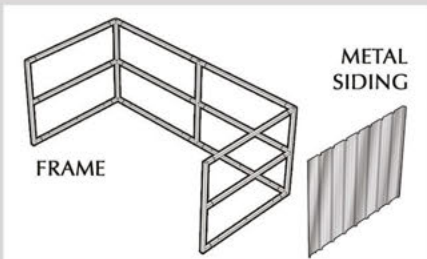
Choice Enclosures is an innovative modular system that is easy and fast to install and produces a realistic appearance that is a fraction of the cost of a conventional masonry system.

## Feature Benefits:

- **MODULAR KIT WITH FAST INSTALLATION**
- **NEARLY 50% THE COST OF MASONRY**
- **CLEAN INTERIOR APPEARANCE**
- **REDUCED AMOUNT OF POSTS REQUIRED (SAVES TIME + MONEY)**
- **SYSTEM CAN MATCH THE MAIN BUILDING**



## Components:



### MODULAR FRAMING SYSTEM

- FAST & SIMPLE INSTALLATION
- SELF SUPPORTING - NO POSTS NEEDED
- STRONG 2" TUBULAR STEEL
- AVAILABLE IN 6' & 8' HEIGHTS



### REALISTIC SIDING

- MOST REALISTIC APPEARANCE AVAILABLE
- 10 YEAR MANUFACTURES WARRANTY
- VARIETY OF COLORS AND TEXTURES
- ABILITY TO MATCH EXISTING STRUCTURES



### VARIETY OF GATE OPTIONS

- EASY INSTALLATION
- NO WELDING REQUIRED
- STANDARD 4" AND HEAVY DUTY 6 5/8" POSTS
- VARIETY OF COLORS AND TEXTURES



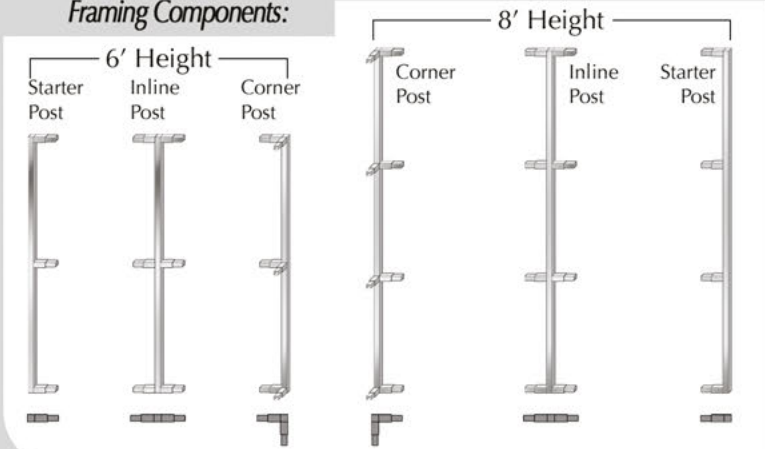
Order online at  
[www.ChoiceEnclosures.com](http://www.ChoiceEnclosures.com)  
 or call us at  
 314 . 524 . 2040

**Standard Kit Sizes:**

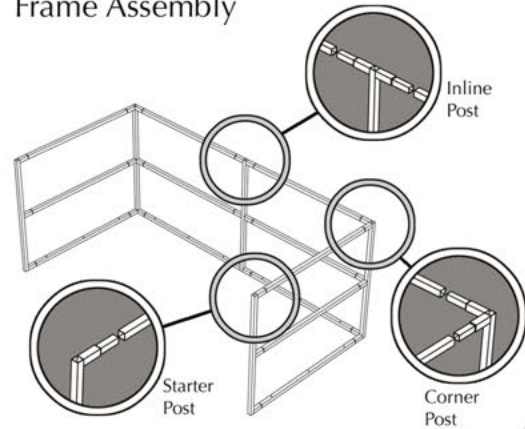
HEIGHT (6' or 8')	A	B	C	D	E	F	G
SIDE	10'	10'	12'	12'	10'	12'	12'
BACK	10'	12'	12'	16'	20'	20'	24'

Custom sizing available

**Framing Components:**



**Frame Assembly**




**Colors:**

Upgrade to a custom stone color. Ask for details.



**Mountain Country**



**Almond Taupe**



**Rustic Grey**



**Desert Tan**



**Fieldstone**



**Cascade Canyon**

**Gate Options:**

